The material collection.

Porcelain. Ceramic. Floor. Wall.



COLLECTION FIRST. DETAILS NEXT.

Build your selection.

Ceramica Platino makes porcelain and ceramic tiles in 10th of Ramadan City, Sharqia. Use the product sheets to prepare your enquiry.

01

Send your requirements

Format, effect, quantity in m² and destination port.

02

Request the details

Ask for a product sample and technical data for the selected collection.

03

Agree the quotation

Confirm availability, price, lead time and the delivery term.

04

Confirm the packing

Agree box and pallet details, loading quantity and shipment documents.

Find a surface

Porcelain floor	05–08
Stone & structured	10
Wall tiles	12–13
Décor & 3D	15–16
Packing & order planning	17
Contact	18

Begin with the surface.

Published formats are listed here. “On request” means the collection or order details must be confirmed. Photographs guide the material selection; actual colour and finish may vary.

PROPORTION / 10 FORMATS

A unit of architecture.

Ten published formats. A vocabulary of squares, rectangles and strips.



15 × 60



25 × 75



25 × 85



30 × 60



33 × 90



33 × 120



59 × 119



60 × 120



61 × 61



61 × 122

Nominal dimensions in cm. Drawings show relative proportions; confirm working sizes with the factory.

Source: formats published in the ceramicaplatino.com shop.

01

LARGE FORMAT & SQUARE

Porcelain floor

Marble, concrete and solid colour meet a range of rectangular and square proportions. Begin with the surface; confirm the technical details for your collection.

Marble Porcelain 60 × 120 cm
Concrete Porcelain 60 × 120 cm
Solid Porcelain 59 × 119 cm
Floor Porcelain 61 × 61 cm



Marble Porcelain

01

60 × 120 cm



Large-format porcelain with a marble effect, for floor and wall selections.





60 × 120 cm

Nominal proportions · working size on request.

Surface study. Confirm actual colour and finish.

Body	Porcelain
Effect	Marble
HS code[1]	6907.21
Incoterms	EXW · FOB · CFR · CIF

What to specify

Living areas, lobbies and feature walls. Confirm the finish for the intended use.

On request: finish, thickness, tests, colours, packing, weight, MOQ and container load. Details agreed per order.

[1] Customs classification to be confirmed with the factory; agree the delivery term and named place.

Concrete Porcelain

60 × 120 cm

02



Large-format porcelain with a concrete effect for contemporary floor selections.





60 × 120 cm

Nominal proportions · working size on request.

Surface study. Confirm actual colour and finish.

Body	Porcelain
Effect	Concrete
HS code[1]	6907.21
Incoterms	EXW · FOB · CFR · CIF

What to specify

For contemporary floors, shops and offices. Specify finish and required performance.

On request: finish, thickness, tests, colours, packing, weight, MOQ and container load. Details agreed per order.

[1] Customs classification to be confirmed with the factory; agree the delivery term and named place.

Solid Porcelain

59 × 119 cm

03



Large-format porcelain in solid colours. Confirm the available palette for the selected collection.





59 × 119 cm

Nominal proportions · working size on request.

Surface study. Confirm actual colour and finish.

Body	Porcelain
Effect	Solid colour
HS code[1]	6907.21
Incoterms	EXW · FOB · CFR · CIF

What to specify

Request the available colour palette and a physical sample before selection.

On request: finish, thickness, tests, colours, packing, weight, MOQ and container load. Details agreed per order.

[1] Customs classification to be confirmed with the factory; agree the delivery term and named place.

Floor Porcelain

04

61 × 61 cm



Square porcelain floor tiles. Confirm effect and finish for the selected collection.





61 × 61 cm

Nominal proportions · working size on request.

Surface study. Confirm actual colour and finish.

Body	Porcelain
HS code[1]	6907.21
Incoterms	EXW · FOB · CFR · CIF

What to specify

Confirm the surface effect, finish and joint layout for the selected collection.

On request: finish, thickness, tests, colours, packing, weight, MOQ and container load. Details agreed per order.

[1] Customs classification to be confirmed with the factory; agree the delivery term and named place.

02

THE STONE EFFECT

Stone & structured

A large rectangular format with the visual character of stone. Confirm finish, slip resistance and suitability for the intended setting before ordering.

Stone Porcelain 61 × 122 cm



Stone Porcelain

61 × 122 cm

05



Large-format porcelain with a stone effect. Outdoor suitability and slip rating: on request.





61 × 122 cm

Nominal proportions · working size on request.

Surface study. Confirm actual colour and finish.

Body	Porcelain
Effect	Stone
HS code[1]	6907.21
Incoterms	EXW · FOB · CFR · CIF

What to specify

State the intended setting. Request slip and frost data where relevant.

On request: finish, thickness, tests, colours, packing, weight, MOQ and container load. Details agreed per order.

[1] Customs classification to be confirmed with the factory; agree the delivery term and named place.

03

VERTICAL PROPORTIONS

Wall tiles

From the classic rectangle to the elongated wall format. Choose the proportion, then request the collection-specific body, finish and technical information.

Wall Tiles 30 × 60 cm

Wall Tiles 33 × 90 / 33 × 120 cm



Wall Tiles

30 × 60 cm

06



The classic rectangular wall format. Request the collection, body and finish for your project.





30 × 60 cm

HS code[1]	6907.21 / 6907.23
Incoterms	EXW · FOB · CFR · CIF

What to specify

For bathrooms and kitchens. Confirm body, finish and installation suitability.

On request: finish, thickness, tests, colours, packing, weight, MOQ and container load. Details agreed per order.

Nominal proportions · working size on request.

Surface study. Confirm actual colour and finish.

[1] Customs classification to be confirmed with the factory; agree the delivery term and named place.

Wall Tiles

07

33 × 90 / 33 × 120 cm



Two elongated wall formats. Confirm colour, effect and installation suitability per collection.





33 × 90 cm



33 × 120 cm

HS code[1]	6907.21 / 6907.23
Incoterms	EXW · FOB · CFR · CIF

What to specify

Choose the wall proportion and laying direction; confirm body and finish.

On request: finish, thickness, tests, colours, packing, weight, MOQ and container load. Details agreed per order.

Nominal proportions · working size on request.

Surface study. Confirm actual colour and finish.

[1] Customs classification to be confirmed with the factory; agree the delivery term and named place.

04

LIGHT MEETS RELIEF

Décor & 3D

Relief and narrow strips introduce another scale to the surface. Explore the format, and confirm the selected design and application with the factory.

3D Décor 25 × 75 / 25 × 85 cm

Strip Format 15 × 60 cm



3D Décor

08

25 × 75 / 25 × 85 cm



Wall décor tiles with three-dimensional relief, in two nominal formats.



25 × 75 cm

25 × 85 cm

Effect	3D relief
HS code[1]	6907.21 / 6907.23
Incoterms	EXW · FOB · CFR · CIF

What to specify

Review a physical sample under the project lighting before choosing the relief.

On request: finish, thickness, tests, colours, packing, weight, MOQ and container load. Details agreed per order.

Nominal proportions · working size on request.

Surface study. Confirm actual colour and finish.

[1] Customs classification to be confirmed with the factory; agree the delivery term and named place.

Strip Format

15 × 60 cm

09



A narrow strip format. Body, surface effect and application are confirmed per collection.



15 × 60 cm

HS code[1]	6907.21 / 6907.23
Incoterms	EXW · FOB · CFR · CIF

What to specify

Specify the laying pattern; confirm body, effect and intended application.

On request: finish, thickness, tests, colours, packing, weight, MOQ and container load. Details agreed per order.

Nominal proportions · working size on request.

Surface study. Confirm actual colour and finish.

[1] Customs classification to be confirmed with the factory; agree the delivery term and named place.

AGREE THE DETAILS

From surface to shipment.

Build the order around the selected collection, then confirm the packing and loading plan.

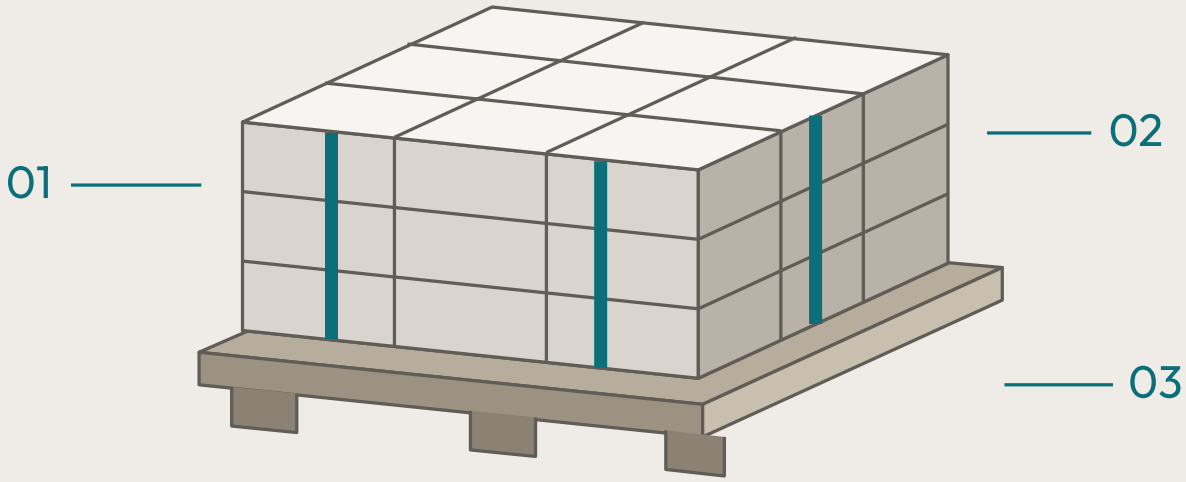

Packing diagram · arrangement and quantities agreed per order.

01 / Cartons

Pieces and area per box, weight and carton specification: on request.

02 / Identification

Confirm lot, shade, calibre and required label information before dispatch.

03 / Pallet & shipment

Pallet details, MOQ, container load and lead time: on request. Agree the loading plan.

EXW · FOB · CFR · CIF
Delivery term and named place agreed per order.

Confirm lot, shade, calibre, labels and shipment documents before dispatch.

CERAMICA PLATINO

Begin with the surface.

ex@ceramicaplatino.com

Hotline
15696

Website
ceramicaplatino.com

Factory

Plot 14, Industrial Zone A3
10th of Ramadan City
Sharqia, Egypt

Showroom

El Nozha El Gedida
Cairo, Egypt



Photography: AI-generated visuals. Confirm colour, finish and suitability with the selected collection.
Design: Inception Growth